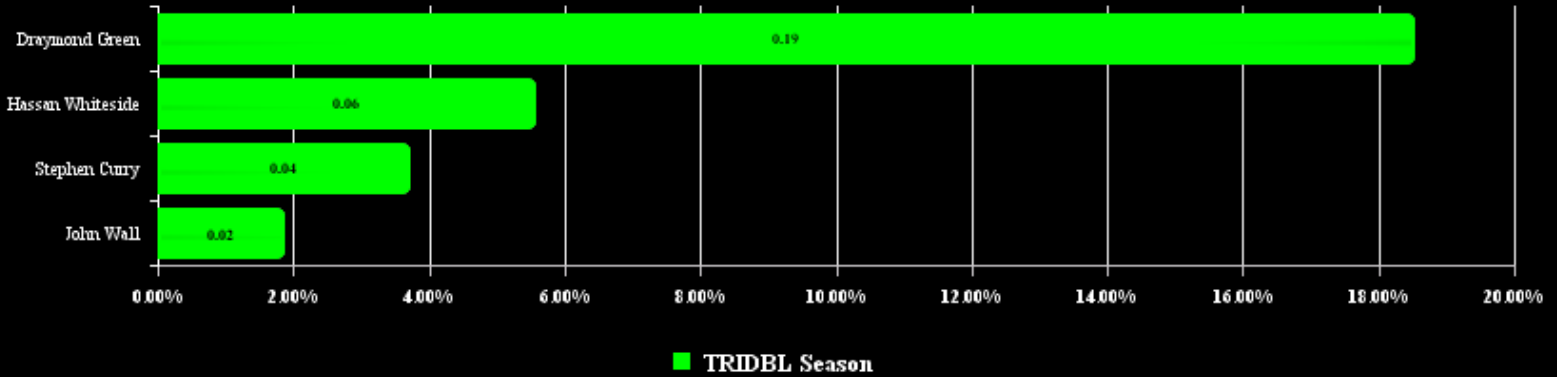


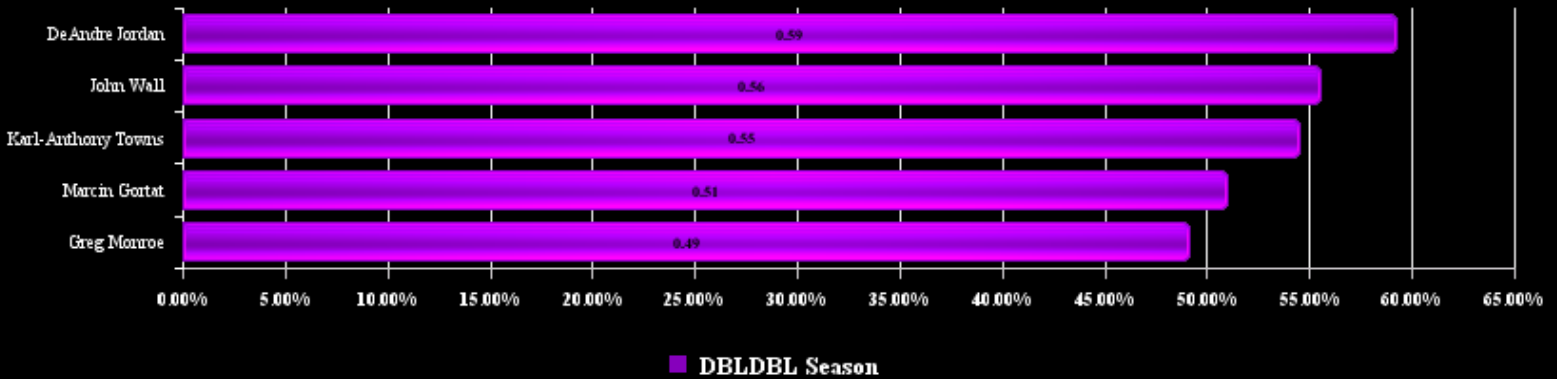
Big Play Potential Breakdown

Game Date: 2/20/16

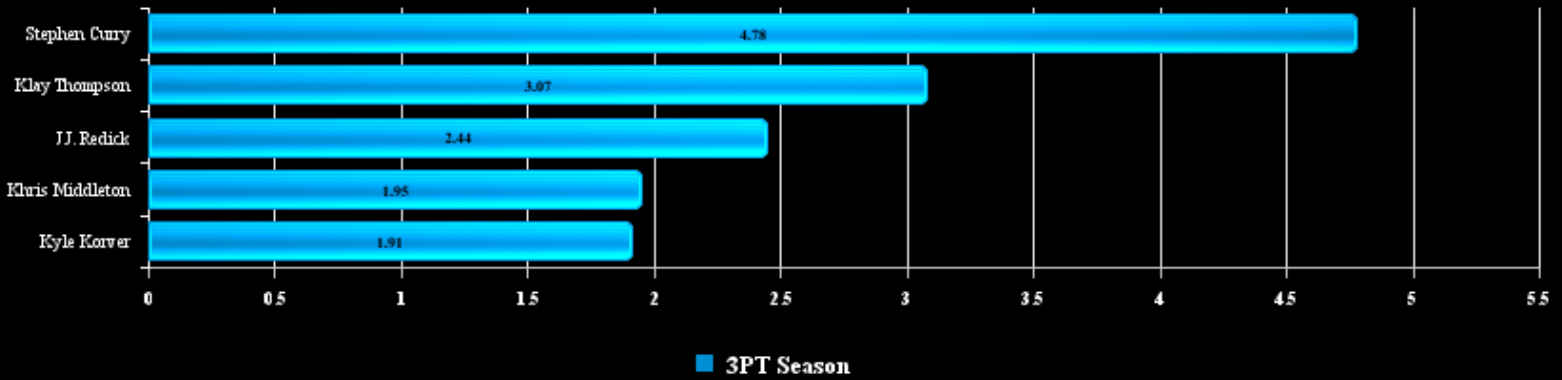
Top Triple-Double Rating Season



Top Double-Double Rating Season



Top 3 Pts Made Per Game This Season



Top Point Guard by Projection

Game Date: 2/20/16

Player Name	Team Id	POS	Salary	Opp	Top Score Curr Sea	Proj	DBLDBL Season	DBL DBL Last 5	DBL DBL Last 10	TRI DBL Sea	TRI DBL Last 5	TRI DBL Last 10	3PT Sea	3PT Last 5	3PT Last 10
John Wall	WAS	PG	\$9,300	MIA	77.75	43.51	55.55%	60.00%	60.00%	1.85%	0.00%	10.00%	1.56	2.4	2.1
Chris Paul	LAC	PG	\$9,400	GSW	69.25	45.23	43.63%	60.00%	40.00%	0.00%	0.00%	0.00%	1.51	2.4	2.1
Stephen Curry	GSW	PG	\$10,800	LAC	82.5	48.09	14.81%	20.00%	10.00%	3.70%	0.00%	0.00%	4.78	5.2	5.4
Michael Carter-Williams	MIL	PG	\$5,900	ATL	54	27.17	10.90%	0.00%	10.00%	0.00%	0.00%	0.00%	0.27	0.4	0.3
Ricky Rubio	MIN	PG	\$6,100	NYK	55.5	30.30	10.90%	0.00%	10.00%	0.00%	0.00%	0.00%	0.56	0.6	0.4
Jeff Teague	ATL	PG	\$6,000	MIL	53.75	31.32	5.35%	0.00%	0.00%	0.00%	0.00%	0.00%	1.2	2	2.1
Goran Dragic	MIA	PG	\$5,700	WAS	44.75	28.18	1.85%	20.00%	10.00%	0.00%	0.00%	0.00%	0.76	1	0.7
Beno Udrih	MIA	PG	\$3,100	WAS	33.75	13.13	1.81%	0.00%	0.00%	0.00%	0.00%	0.00%	0.27	0.2	0.4
Jerryd Bayless	MIL	PG	\$4,400	ATL	43.75	18.26	1.81%	0.00%	0.00%	0.00%	0.00%	0.00%	1.31	2.4	1.8
Dennis Schroder	ATL	PG	\$4,800	MIL	44	20.72	1.78%	0.00%	0.00%	0.00%	0.00%	0.00%	1	1.4	1
Andre Miller	MIN	PG	\$3,000	NYK	28.75	4.85	0.00%	0.00%	0.00%	0.00%	0.00%	0.00%	0.02	0	0
Greivis Vasquez	MIL	PG	\$3,400	ATL	34.25	1.80	0.00%	0.00%	0.00%	0.00%	0.00%	0.00%	0.25	0	0
Jerian Grant	NYK	PG	\$3,000	MIN	33.75	10.87	0.00%	0.00%	0.00%	0.00%	0.00%	0.00%	0.14	0	0.1
Jose Calderon	NYK	PG	\$4,400	MIN	37	18.59	0.00%	0.00%	0.00%	0.00%	0.00%	0.00%	1.07	1.4	0.7
Leandro Barbosa	GSW	PG	\$3,100	LAC	30.75	12.01	0.00%	0.00%	0.00%	0.00%	0.00%	0.00%	0.43	0.2	0.3
Pablo Prigioni	LAC	PG	\$3,000	GSW	26.5	7.11	0.00%	0.00%	0.00%	0.00%	0.00%	0.00%	0.22	0	0.1
Ramon Sessions	WAS	PG	\$4,000	MIA	35.5	16.02	0.00%	0.00%	0.00%	0.00%	0.00%	0.00%	0.43	0	0.4
Shaun Livingston	GSW	PG	\$3,400	LAC	31	14.51	0.00%	0.00%	0.00%	0.00%	0.00%	0.00%	0.04	0	0.1
Shelvin Mack	ATL	PG	\$3,000	MIL	20	2.07	0.00%	0.00%	0.00%	0.00%	0.00%	0.00%	0.07	0	0
Tyler Ennis	MIL	PG	\$3,000	ATL	13.75	2.60	0.00%	0.00%	0.00%	0.00%	0.00%	0.00%	0.07	0	0
Tyus Jones	MIN	PG	\$3,000	NYK	17.25	2.91	0.00%	0.00%	0.00%	0.00%	0.00%	0.00%	0.06	0.2	0.1

Top Shooting Guard by Projection

Game Date: 2/20/16

Player Name	Team Id	POS	Salary	Opp	Top Score Curr Sea	Proj	DBLDBL Season	DBL DBL Last 5	DBL DBL Last 10	TRI DBL Sea	TRI DBL Last 5	TRI DBL Last 10	3PT Sea	3PT Last 5	3PT Last 10
Andrew Wiggins	MIN	SG	\$6,300	NYK	53.5	28.58	1.81%	0.00%	0.00%	0.00%	0.00%	0.00%	0.56	0.6	0.5
Dwyane Wade	MIA	SG	\$7,100	WAS	52.5	30.13	1.81%	0.00%	0.00%	0.00%	0.00%	0.00%	0.13	0	0
Langston Galloway	NYK	SG	\$4,700	MIN	39.25	17.79	1.78%	0.00%	0.00%	0.00%	0.00%	0.00%	1.02	1.4	1.4
Alan Anderson	WAS	SG	\$3,000	MIA		0.00	0.00%	0.00%	0.00%	0.00%	0.00%	0.00%	0	0	0
Arron Afflalo	NYK	SG	\$5,100	MIN	48.5	18.95	0.00%	0.00%	0.00%	0.00%	0.00%	0.00%	1.18	1.6	1.7
Austin Rivers	LAC	SG	\$3,000	GSW	32.75	9.87	0.00%	0.00%	0.00%	0.00%	0.00%	0.00%	0.61	0	0.6
Bradley Beal	WAS	SG	\$6,500	MIA	57	25.48	0.00%	0.00%	0.00%	0.00%	0.00%	0.00%	1.25	2.8	2
Brandon Rush	GSW	SG	\$3,000	LAC	30.5	10.10	0.00%	0.00%	0.00%	0.00%	0.00%	0.00%	0.85	0	0.5
C.J. Wilcox	LAC	SG	\$3,000	GSW	4	0.84	0.00%	0.00%	0.00%	0.00%	0.00%	0.00%	0	0	0
Garrett Temple	WAS	SG	\$3,600	MIA	40.25	18.27	0.00%	0.00%	0.00%	0.00%	0.00%	0.00%	1.06	0.4	1
Gary Neal	WAS	SG	\$3,200	MIA	34.5	7.76	0.00%	0.00%	0.00%	0.00%	0.00%	0.00%	0.77	0	0.3
Gerald Green	MIA	SG	\$3,800	WAS	33.5	19.04	0.00%	0.00%	0.00%	0.00%	0.00%	0.00%	1.22	0.6	0.6
Ian Clark	GSW	SG	\$3,000	LAC	26	5.06	0.00%	0.00%	0.00%	0.00%	0.00%	0.00%	0.49	0.2	0.1
Jamal Crawford	LAC	SG	\$5,200	GSW	58.5	29.14	0.00%	0.00%	0.00%	0.00%	0.00%	0.00%	1.28	1.6	1.4
Jarell Eddie	WAS	SG	\$3,000	MIA	20.5	1.30	0.00%	0.00%	0.00%	0.00%	0.00%	0.00%	0.44	0	0
J.J. Redick	LAC	SG	\$4,900	GSW	48.25	26.68	0.00%	0.00%	0.00%	0.00%	0.00%	0.00%	2.44	2.4	2.4
Josh Richardson	MIA	SG	\$3,000	WAS	20	5.31	0.00%	0.00%	0.00%	0.00%	0.00%	0.00%	0.12	0.2	0.1
Justin Holiday	ATL	SG	\$3,000	MIL	19.75	1.51	0.00%	0.00%	0.00%	0.00%	0.00%	0.00%	0.18	0	0
Kevin Martin	MIN	SG	\$3,300	NYK	47.25	5.35	0.00%	0.00%	0.00%	0.00%	0.00%	0.00%	0.69	0.4	0.2
Khris Middleton	MIL	SG	\$7,200	ATL	57.5	35.46	0.00%	0.00%	0.00%	0.00%	0.00%	0.00%	1.95	1.8	1.8



Big Play Potential

Klay Thompson	GSW	SG	\$7,600	LAC	61.75	32.31	0.00%	0.00%	0.00%	0.00%	0.00%	0.00%	0.00%	3.07	2.2	3.3
Kyle Korver	ATL	SG	\$4,200	MIL	48.25	23.72	0.00%	0.00%	0.00%	0.00%	0.00%	0.00%	0.00%	1.91	2.8	2.4
Lamar Patterson	ATL	SG	\$3,000	MIL	25	2.57	0.00%	0.00%	0.00%	0.00%	0.00%	0.00%	0.00%	0.21	0	0.1
O.J. Mayo	MIL	SG	\$3,900	ATL	38	8.04	0.00%	0.00%	0.00%	0.00%	0.00%	0.00%	0.00%	0.67	0.4	0.2
Rashad Vaughn	MIL	SG	\$3,000	ATL	20.5	7.01	0.00%	0.00%	0.00%	0.00%	0.00%	0.00%	0.00%	0.47	0.4	0.7
Sasha Vujacic	NYK	SG	\$3,100	MIN	31.5	7.38	0.00%	0.00%	0.00%	0.00%	0.00%	0.00%	0.00%	0.39	0.6	1
Tim Hardaway Jr.	ATL	SG	\$3,000	MIL	30.25	7.51	0.00%	0.00%	0.00%	0.00%	0.00%	0.00%	0.00%	0.23	0.2	0.4
Tyler Johnson	MIA	SG	\$3,900	WAS	32.25	6.72	0.00%	0.00%	0.00%	0.00%	0.00%	0.00%	0.00%	0.5	0	0
Zach LaVine	MIN	SG	\$5,300	NYK	43.5	24.06	0.00%	0.00%	0.00%	0.00%	0.00%	0.00%	0.00%	1.11	1.8	1.9

Top Small Forward by Projection

Game Date: 2/20/16

Player Name	Team Id	POS	Salary	Opp	Top Score Curr Sea	Proj	DBLDBL Season	DBL DBL Last 5	DBL DBL Last 10	TRI DBL Sea	TRI DBL Last 5	TRI DBL Last 10	3PT Sea	3PT Last 5	3PT Last 10
Carmelo Anthony	NYK	SF	\$8,600	MIN	57.25	34.12	28.07%	20.00%	50.00%	0.00%	0.00%	0.00%	1.18	1.2	1
Giannis Antetokounmpo	MIL	SF	\$7,000	ATL	56.5	31.39	16.36%	40.00%	20.00%	0.00%	0.00%	0.00%	0.29	0.6	0.3
Otto Porter	WAS	SF	\$5,600	MIA	50.25	23.33	5.66%	0.00%	0.00%	0.00%	0.00%	0.00%	1.06	2	1.3
Derrick Williams	NYK	SF	\$3,700	MIN	42.25	14.01	5.35%	0.00%	10.00%	0.00%	0.00%	0.00%	0.45	0.4	0.5
Luol Deng	MIA	SF	\$5,000	WAS	53.25	22.26	3.70%	20.00%	10.00%	0.00%	0.00%	0.00%	1.07	1	1.2
Andre Iguodala	GSW	SF	\$4,400	LAC	38	21.62	1.88%	0.00%	0.00%	0.00%	0.00%	0.00%	0.91	0.8	0.6
Branden Dawson	LAC	SF	\$3,000	GSW	5.75	0.08	0.00%	0.00%	0.00%	0.00%	0.00%	0.00%	0	0	0
Cleanthony Early	NYK	SF	\$3,000	MIN	6.75	0.14	0.00%	0.00%	0.00%	0.00%	0.00%	0.00%	0.02	0	0
Damien Inglis	MIL	SF	\$3,000	ATL	11.5	0.21	0.00%	0.00%	0.00%	0.00%	0.00%	0.00%	0.02	0	0
Damjan Rudez	MIN	SF	\$3,000	NYK	15.75	3.43	0.00%	0.00%	0.00%	0.00%	0.00%	0.00%	0.24	0.6	0.3
Harrison Barnes	GSW	SF	\$5,000	LAC	36	22.12	0.00%	0.00%	0.00%	0.00%	0.00%	0.00%	0.85	1.6	1.3
Jared Dudley	WAS	SF	\$4,600	MIA	41.75	22.66	0.00%	0.00%	0.00%	0.00%	0.00%	0.00%	1.43	1.4	1.4
Justise Winslow	MIA	SF	\$4,300	WAS	28.75	17.47	0.00%	0.00%	0.00%	0.00%	0.00%	0.00%	0.43	0	0.2
Kelly Oubre Jr.	WAS	SF	\$3,000	MIA	4.5	3.74	0.00%	0.00%	0.00%	0.00%	0.00%	0.00%	0.4	0	0
Kent Bazemore	ATL	SF	\$5,500	MIL	41.75	22.36	0.00%	0.00%	0.00%	0.00%	0.00%	0.00%	1.45	1.4	1.1
Lance Stephenson	LAC	SF	\$3,200	GSW	29.75	8.43	0.00%	0.00%	0.00%	0.00%	0.00%	0.00%	0.35	0.6	0.5
Lance Thomas	NYK	SF	\$3,000	MIN	31.5	10.39	0.00%	0.00%	0.00%	0.00%	0.00%	0.00%	0.66	0.2	0.3
Paul Pierce	LAC	SF	\$3,200	GSW	31.75	10.65	0.00%	0.00%	0.00%	0.00%	0.00%	0.00%	1.04	1.4	1
Shabazz Muhammad	MIN	SF	\$4,000	NYK	28.5	16.00	0.00%	0.00%	0.00%	0.00%	0.00%	0.00%	0.53	0.4	0.3



Big Play Potential

Tayshaun Prince	MIN	SF	\$3,100	NYK	21	9.16	0.00%	0.00%	0.00%	0.00%	0.00%	0.00%	0.05	0	0.1
Thabo Sefolosha	ATL	SF	\$3,500	MIL	39.75	13.86	0.00%	0.00%	0.00%	0.00%	0.00%	0.00%	0.45	0.6	0.5
Wesley Johnson	LAC	SF	\$4,100	GSW	41.25	17.83	0.00%	0.00%	0.00%	0.00%	0.00%	0.00%	1.31	1.2	1.8

Top Power Forward by Projection

Game Date: 2/20/16

Player Name	Team Id	POS	Salary	Opp	Top Score Curr Sea	Proj	DBLDBL Season	DBL DBL Last 5	DBL DBL Last 10	TRI DBL Sea	TRI DBL Last 5	TRI DBL Last 10	3PT Sea	3PT Last 5	3PT Last 10
Paul Millsap	ATL	PF	\$7,800	MIL	58	33.70	33.33%	40.00%	20.00%	0.00%	0.00%	0.00%	0.88	1.6	1.3
Kristaps Porzingis	NYK	PF	\$7,300	MIN	59.5	25.87	32.14%	40.00%	20.00%	0.00%	0.00%	0.00%	1.11	1.6	1.2
Chris Bosh	MIA	PF	\$6,800	WAS	52.75	24.27	27.27%	0.00%	0.00%	0.00%	0.00%	0.00%	1.47	0.6	0.9
Blake Griffin	LAC	PF	\$8,500	GSW	63.5	9.56	22.22%	0.00%	0.00%	0.00%	0.00%	0.00%	0.11	0	0
Gorgui Dieng	MIN	PF	\$6,700	NYK	53.75	32.11	20.00%	100.00%	70.00%	0.00%	0.00%	0.00%	0.04	0.2	0.1
Draymond Green	GSW	PF	\$9,000	LAC	83.75	33.19	18.51%	20.00%	20.00%	18.51%	0.00%	20.00%	1.3	0.6	0.7
Jabari Parker	MIL	PF	\$5,400	ATL	40.75	24.89	5.45%	20.00%	10.00%	0.00%	0.00%	0.00%	0	0	0
Drew Gooden	WAS	PF	\$3,000	MIA	33	5.47	3.77%	0.00%	0.00%	0.00%	0.00%	0.00%	0.13	0	0.3
Amar'e Stoudemire	MIA	PF	\$4,500	WAS	36.5	13.44	3.70%	0.00%	20.00%	0.00%	0.00%	0.00%	0	0	0
Kris Humphries	WAS	PF	\$3,100	MIA	35.25	6.83	1.92%	20.00%	10.00%	0.00%	0.00%	0.00%	0.48	0.4	0.2
Nene Hilario	WAS	PF	\$4,100	MIA	34	13.19	1.88%	0.00%	0.00%	0.00%	0.00%	0.00%	0	0	0
Josh McRoberts	MIA	PF	\$3,000	WAS	42.5	7.59	1.85%	20.00%	10.00%	0.00%	0.00%	0.00%	0.11	0.6	0.3
John Henson	MIL	PF	\$3,900	ATL	37.25	6.67	1.81%	0.00%	0.00%	0.00%	0.00%	0.00%	0	0	0
Nemanja Bjelica	MIN	PF	\$3,200	NYK	43.75	7.84	1.81%	0.00%	0.00%	0.00%	0.00%	0.00%	0.62	0	0.1
Kyle O'Quinn	NYK	PF	\$3,000	MIN	31.75	6.46	1.78%	0.00%	0.00%	0.00%	0.00%	0.00%	0.02	0	0.1
Adreian Payne	MIN	PF	\$3,000	NYK	21.25	4.13	0.00%	0.00%	0.00%	0.00%	0.00%	0.00%	0.15	0	0
Chris Copeland	MIL	PF	\$3,000	ATL	13	1.13	0.00%	0.00%	0.00%	0.00%	0.00%	0.00%	0.18	0	0.1
James Michael McAdoo	GSW	PF	\$3,000	LAC	22	0.98	0.00%	0.00%	0.00%	0.00%	0.00%	0.00%	0	0	0
Jarnell Stokes	MIA	PF	\$3,000	WAS	4	0.89	0.00%	0.00%	0.00%	0.00%	0.00%	0.00%	0	0	0



Big Play Potential

Jason Thompson	GSW	PF	\$3,000	LAC	15.75	2.78	0.00%	0.00%	0.00%	0.00%	0.00%	0.00%	0	0	0
Jeff Ayres	LAC	PF	\$3,000	GSW	5.25	1.33	0.00%	0.00%	0.00%	0.00%	0.00%	0.00%	0	0	0
Kevin Garnett	MIN	PF	\$3,000	NYK	26.25	3.55	0.00%	0.00%	0.00%	0.00%	0.00%	0.00%	0	0	0
Kevin Seraphin	NYK	PF	\$3,000	MIN	36.25	4.70	0.00%	0.00%	0.00%	0.00%	0.00%	0.00%	0	0	0
Kevon Looney	GSW	PF	\$3,000	LAC	4.5	1.48	0.00%	0.00%	0.00%	0.00%	0.00%	0.00%	0.02	0.2	0.1
Lou Amundson	NYK	PF	\$3,000	MIN		1.49	0.00%	0.00%	0.00%	0.00%	0.00%	0.00%	0	0	0
Luc Mbah a Moute	LAC	PF	\$3,000	GSW		10.39	0.00%	0.00%	0.00%	0.00%	0.00%	0.00%	0.22	0.2	0.3
Mike Scott	ATL	PF	\$3,000	MIL	27.25	13.80	0.00%	0.00%	0.00%	0.00%	0.00%	0.00%	0.77	1	0.8
Udonis Haslem	MIA	PF	\$3,000	WAS	17.25	2.45	0.00%	0.00%	0.00%	0.00%	0.00%	0.00%	0.02	0	0

Top Center by Projection

Game Date: 2/20/16

Player Name	Team Id	POS	Salary	Opp	Top Score Curr Sea	Proj	DBLDBL Season	DBL DBL Last 5	DBL DBL Last 10	TRI DBL Sea	TRI DBL Last 5	TRI DBL Last 10	3PT Sea	3PT Last 5	3PT Last 10
DeAndre Jordan	LAC	C	\$7,400	GSW	59	37.03	59.25%	60.00%	60.00%	0.00%	0.00%	0.00%	0	0	0
Karl-Anthony Towns	MIN	C	\$8,500	NYK	67.25	39.26	54.54%	100.00%	90.00%	0.00%	0.00%	0.00%	0.35	0.4	0.5
Marcin Gortat	WAS	C	\$6,400	MIA	60	32.13	50.94%	80.00%	70.00%	0.00%	0.00%	0.00%	0	0	0
Greg Monroe	MIL	C	\$6,900	ATL	55	32.20	49.09%	20.00%	40.00%	0.00%	0.00%	0.00%	0	0	0
Hassan Whiteside	MIA	C	\$7,200	WAS	68.25	20.08	29.62%	20.00%	10.00%	5.55%	20.00%	10.00%	0	0	0
Al Horford	ATL	C	\$6,600	MIL	66.5	28.58	17.54%	0.00%	0.00%	0.00%	0.00%	0.00%	1	1.2	1.2
Festus Ezeli	GSW	C	\$3,700	LAC	34.5	5.25	11.32%	0.00%	0.00%	0.00%	0.00%	0.00%	0	0	0
Robin Lopez	NYK	C	\$5,200	MIN	51.5	29.04	10.71%	20.00%	20.00%	0.00%	0.00%	0.00%	0	0	0
Andrew Bogut	GSW	C	\$4,400	LAC	49	21.76	7.54%	20.00%	10.00%	0.00%	0.00%	0.00%	0	0	0
Marreese Speights	GSW	C	\$3,200	LAC	31	15.63	1.88%	0.00%	0.00%	0.00%	0.00%	0.00%	0.15	0.4	0.6
Cole Aldrich	LAC	C	\$3,200	GSW	45	11.26	1.85%	0.00%	0.00%	0.00%	0.00%	0.00%	0	0	0
Chris Andersen	MIA	C	\$3,000	WAS	10	1.17	0.00%	0.00%	0.00%	0.00%	0.00%	0.00%	0.04	0	0
DeJuan Blair	WAS	C	\$3,000	MIA	24.5	1.75	0.00%	0.00%	0.00%	0.00%	0.00%	0.00%	0	0	0
Mike Muscala	ATL	C	\$3,000	MIL	25.5	7.95	0.00%	0.00%	0.00%	0.00%	0.00%	0.00%	0.18	0.2	0.1
Miles Plumlee	MIL	C	\$3,300	ATL	27.75	11.75	0.00%	0.00%	0.00%	0.00%	0.00%	0.00%	0	0	0
Nikola Pekovic	MIN	C	\$3,100	NYK	15.25	1.36	0.00%	0.00%	0.00%	0.00%	0.00%	0.00%	0	0	0
Tiago Splitter	ATL	C	\$3,000	MIL	21	3.65	0.00%	0.00%	0.00%	0.00%	0.00%	0.00%	0	0	0
Walter Tavares	ATL	C	\$3,000	MIL	14.5	0.70	0.00%	0.00%	0.00%	0.00%	0.00%	0.00%	0	0	0